



District Report Card: 2017


State: Tripura	District: South Tripura
Class: 3	Subject: Language
Schools: 55	Students: 696


Participation/Coverage


Students

<div>GENDER</div> <div></div>	Boys		Girls	
	Number	%	Number	%
	330	47.41	366	52.59

<div>AREA</div> <div></div>	Rural		Urban	
	Number	%	Number	%
	634	91.09	62	8.91

<div>CATEGORY</div> <div></div>	SC		ST		OBC		GEN	
	Number	%	Number	%	Number	%	Number	%
	105	15.09	265	38.07	136	19.54	190	27.30

<div>CWSN</div> <div></div>	LD	VI	HI	S&LD	ID	Oth
	0	0	0	1	0	27

<div>Management</div> <div></div>	Government		Government-aided	
	Number	%	Number	%
	696	100.00	0	0.00

Average Performance of Students in Language (%)

Overall	Gender		Area		Management		Social Group			
	Male	Female	Rural	Urban	Govt.	Aided	SC	ST	OBC	GEN
75.42	74.75	76.03	75.65	73.12	75.42	0.00	79.17	72.10	74.85	78.39

Performance on Learning Outcomes (LOs)

Learning Outcomes	Description	Average Performance(%)
L304	Reads small texts with comprehension i.e., identifies main ideas, details, sequence and draws conclusions	76.25
L312	Reads printed scripts on the classroom walls: poems, posters, charts etc.	73.76

Range of Performance of Students who Answered Correctly							
Below 30%		30% - 50%		50% - 75%		Above 75%	
Number	%	Number	%	Number	%	Number	%
24	3.45	62	8.91	197	28.30	413	59.34

Lowest Performing Learning Outcomes (LOs)

1 - Reads printed scripts on the classroom walls: poems, posters, charts etc. (73.76)

2 - Reads small texts with comprehension i.e., identifies main ideas, details, sequence and draws conclusions (76.25)